



Instrument Serial Number

Where to find your instrument Serial Number - V1.0



Unrivalled Gas Detection**ion**.

[ionscience.com](https://www.ionscience.com)



1. Portable Gas and Leak Detectors	3
Tiger:	3
Tiger LT:.....	3
Tiger Select:	4
GasCheck G and GasCheck Tesla:	6
MVI:.....	7
2. Personal Gas Detectors	8
Cub and Cub TAC:	8
ARA Range:.....	9
3. Fixed Gas Detectors.....	10
Falco & Falco TAC Diffused:	10
Falco & Falco TAC Pumped:	11
Titan:	12
TVOC 2:	13
4. Semi-Portable Gas Detectors	14
GasClam 2:	14

Our experienced Technical support team are available to help and guarantee a fast response to all customer enquiries, minimising any downtime of your instrument. For any further questions, please contact technical.support@ionscience.com. Alternatively, check out our FAQs on our website! <https://www.ionscience.com/gas-and-leak-detectors/customer-support/fag/>

1. Portable Gas and Leak Detectors

Tiger:




You can find the Serial Number on the front label of the Tiger.



Serial Numbers after T-116305 are located underneath the barcode at the bottom of the label. Serial Number will be T-6 numbers. (T-XXXXXX)

Serial Numbers before T-116305 are located underneath the barcode on the left of the label. Serial Number will be T-6 numbers. (T-XXXXXX)



Tiger LT:




You can find the Serial Number on the front label of the Tiger LT.



Serial Numbers after T-116305 are located underneath the barcode at the bottom of the label. Serial Number will be T-6 numbers. (T-XXXXXX)

Serial Numbers before T-116305 are located underneath the barcode on the left of the label. Serial Number will be T-6 numbers. (T-XXXXXX)



Tiger Select:




You can find the Serial Number on the front label of the Tiger Select.



Serial Numbers after T-116305 are located underneath the barcode at the bottom of the label. Serial Number will be T-6 numbers. (T-XXXXXX)

Serial Numbers before T-116305 are located underneath the barcode on the left of the label. Serial Number will be T-6 numbers. (T-XXXXXX)



GasCheck G and GasCheck Tesla:

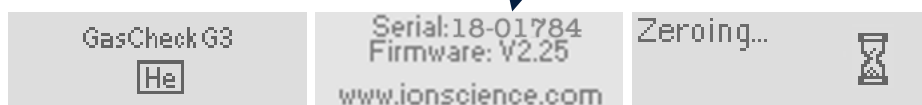


The Serial Number is located in the same location as the front 'GASCHECK' label but at the back of the instrument.



The Serial Number is 2 numbers – 5 numbers. (XX-XXXXX)

The instrument Serial Number also appears on the second load screen of the GasCheck G and GasCheck Tesla turn on sequence.



MVI:



The Serial Number is located at the bottom of the label. 2 numbers – 5 numbers (XX-XXXXX)

The instrument Serial Number label is located at the base of the MVI.

2. Personal Gas Detectors

Cub and Cub TAC:



The Serial Number is located on the right side of the instrument if you are looking at it face on.



The Serial Number is located underneath the barcode. TC – 6 numbers (TC-XXXXXX)

ARA Range:



The Serial Number is located near the bottom right side of the ARA back label. The Serial Number is 2 Letters followed by 8 Numbers. For example, AB-12345678.



The Serial Number is located in the same place for all ARA models.


3. Fixed Gas and Leak Detectors

Falco & Falco TAC Diffused:



Falco models after Serial Number 000920/08/19 will have the Serial Number label at the back of the instrument.
6 numbers / 2 numbers / 2 numbers.
XXXXXX/XX/XX

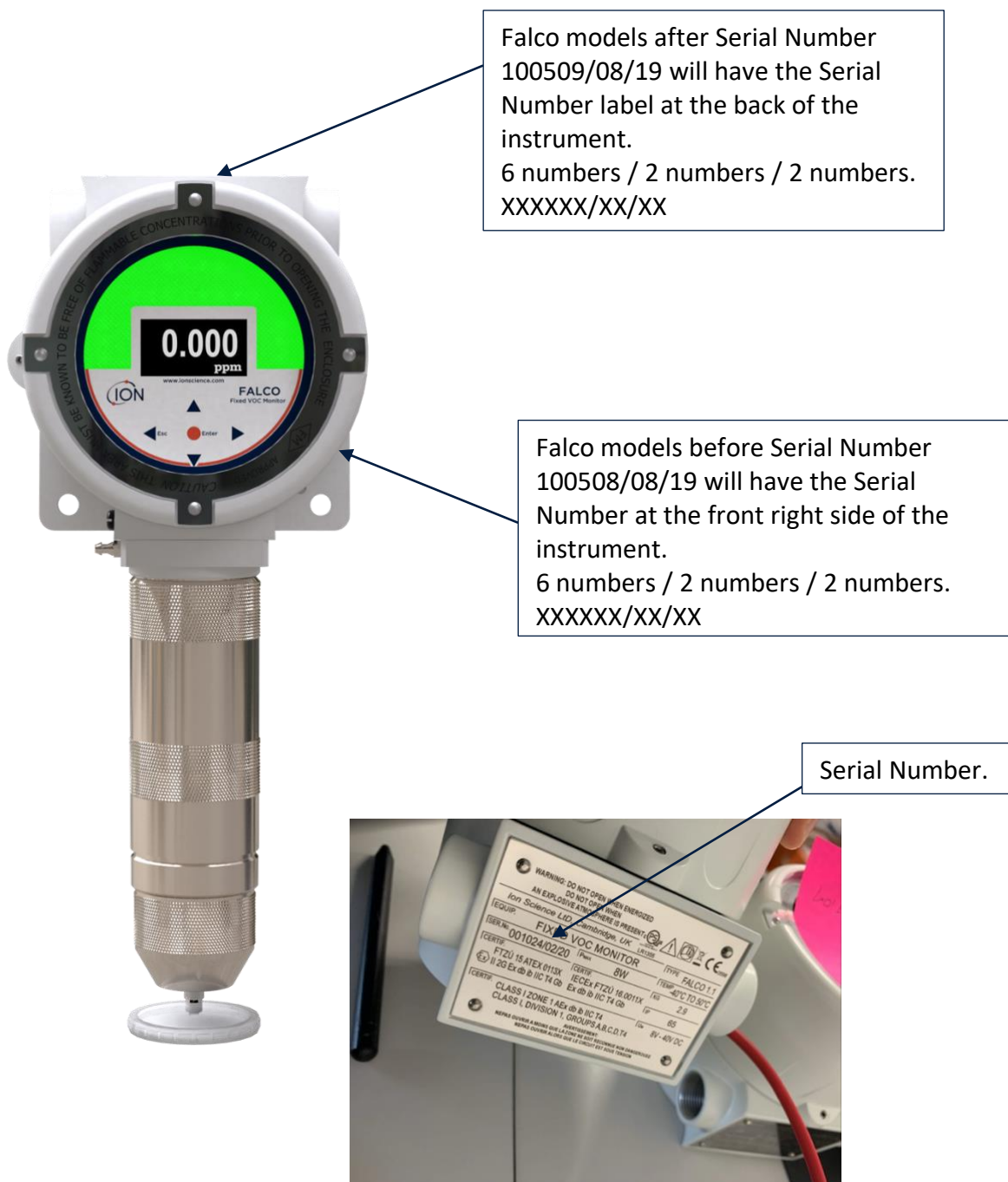
Falco models before Serial Number 000919/08/19 will have the Serial Number at the front right side of the instrument.
6 numbers / 2 numbers / 2 numbers.
XXXXXX/XX/XX



Serial Number.

Whether this label is on the side or the back of the instrument, it will still look the same and the Serial Number is located in the same area on the label.

Falco & Falco TAC Pumped:



Whether this label is on the side or the back of the instrument, it will still look the same and the Serial Number is located in the same area on the label.

Titan:



The Serial Number is located on the front face label of the Titan. TN- 2 numbers / 6 numbers. (TN-XX/XXXXXX)



TVOC 2:



The Serial Number is located on the front face label of the TVOC 2. 2 numbers – 5 numbers. (XX-XXXXX)

4. Semi-Portable Gas Detectors

GasClam 2:



There are two silver plates with information on at the larger end of the GasClam 2. The Serial Number is on the same silver plate label as battery information and certifications.
6 numbers / 2 numbers / 2 numbers.
XXXXXX/XX/XX

